



### District Report Card: 2017


<b>State:</b> Kerala	<b>District:</b> Malappuram
<b>Class:</b> 8	<b>Subject:</b> Language
<b>Schools:</b> 50	<b>Students:</b> 1298


### Participation/Coverage


#### Students

<b>GENDER</b> 	Boys		Girls	
	Number	%	Number	%
	621	47.84	677	52.16

<b>AREA</b> 	Rural		Urban	
	Number	%	Number	%
	1065	82.05	233	17.95

<b>CATEGORY</b> 	SC		ST		OBC		GEN	
	Number	%	Number	%	Number	%	Number	%
	98	7.55	11	0.85	1152	88.75	37	2.85

<b>CWSN</b> 	LD	VI	HI	S&LD	ID	Oth
	0	4	2	2	1	1

<b>Management</b> 	Government		Government-aided	
	Number	%	Number	%
	462	35.59	836	64.41

### Average Performance of Students in Language (%)

Overall	Gender		Area		Management		Social Group			
	Male	Female	Rural	Urban	Govt.	Aided	SC	ST	OBC	GEN
62.56	58.52	66.27	62.23	64.09	62.22	62.75	62.04	44.24	62.60	68.11

### Performance on Learning Outcomes (LOs)

Learning Outcomes	Description	Average Performance(%)
L813	Read textual/non-textual materials with comprehension and identifies the details, characters, main idea and sequence of ideas and events while reading	62.56

Range of Performance of Students who Answered Correctly							
Below 30%		30% - 50%		50% - 75%		Above 75%	
Number	%	Number	%	Number	%	Number	%
112	8.63	224	17.26	611	47.07	351	27.04

### Lowest Performing Learning Outcomes (LOs)

1 - Read textual/non-textual materials with comprehension and identifies the details, characters, main idea and sequence of ideas and events while reading (62.56)